


la bella vie



Simple Raised Bed
Garden Guide

Tools Needed

Circular Saw

Power drill

Post digger (or a
shovel)

Metal Rake

Level

Material Needed:

4 pressure-treated 2x12 8' boards

4 2x12 pressure-treated 12' boards

2 pressure-treated 4x4 8' boards

1 box of 5lbs. 3" deck screws

8 444 12 gauge steel corner brackets
with screw holes



Instructions

1. Establish an area that you would like to install your garden in. Ensure that there is plenty of light.
2. Clear, level and mark off the area.
3. Cut boards to the desired size. See the diagram with the measurements we used. (Photo A)
4. Using the deck screws, begin assembling the structure (3 screws per board). (Photo B)
5. As each piece is assembled, make sure you use a level.
6. After you have secured the boards with the deck screws, install the corner brackets approximately in the center of the board.
7. Dig a hole with post hole digger or shovel approximately 2' deep. Install on each corner.
8. To secure the post to the structure, use the deck screws from inside of the structure by running them through the corner bracket. For extra stability, add an additional deck screw above the bracket into the post. (Photo C)
9. After the structure is secured, till all of the existing soil.
10. Add raised bed soil (we prefer organic by miracle grow) and mix with the existing soil. (pic)

Your raised bed garden is now ready for your favorite plantings!

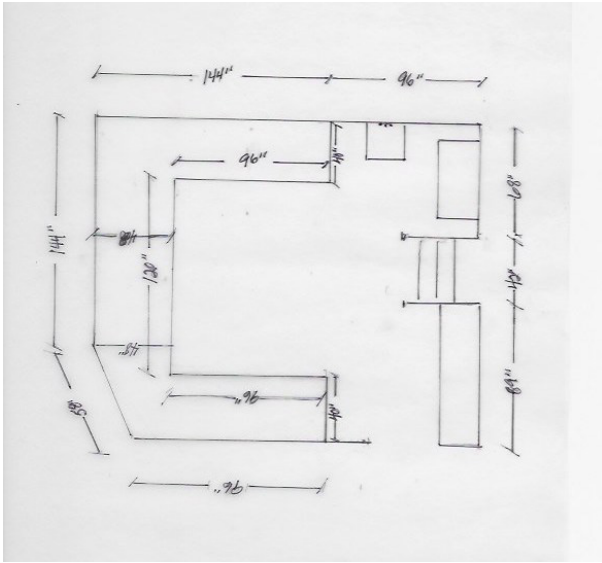


Photo A: Garden Diagram



Photo B: Structure



Photo C: Brackets



Photo D: Organic Soil


Plantings

Below is a sampling of the herbs and vegetables that I used. I ordered 2-3, 4" pots of each plant depending on the size and the growing height. Of course, you can use any plants that you desire, as long as they grow well in your area. And don't forget, you can always ask your local nursery for recommendations.



Basil
Purple basil
Rosemary
Thyme
Dill
Cilantro
Italian parsley
Oregano
Tomatoes - Cherry

Tomatoes - Heirloom
Cucumbers
Peppers- Red, yellow and hot
Sage
Radish
Tarragon
Dill
Lettuce



We used approximately 60 bags (1.5 cubic feet) of organic raised bed soil. This could vary depending on your preferred soil height. If you would like to create a courtyard feel as we did, you can add pea gravel. We used approximately 36 bags.

All items for the structure were ordered online and delivered to us from Home Depot. All of the plantings were ordered from Pikes with a drive-up pick-up.

Happy Planting My Friends! Enjoy!

*Love,
V*

~~~~~ 6 ~~~~~

bel  
la  
vie